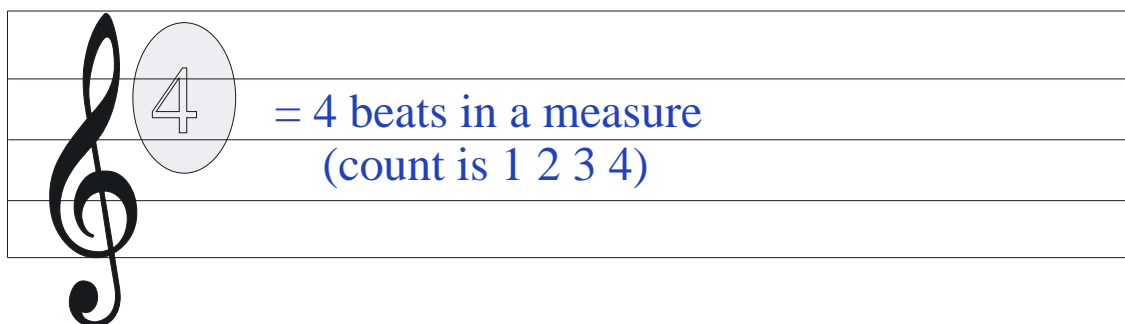


# Rhythm Lessons

A time signature has two parts

The first number (top) tells us how many beats in a measure.

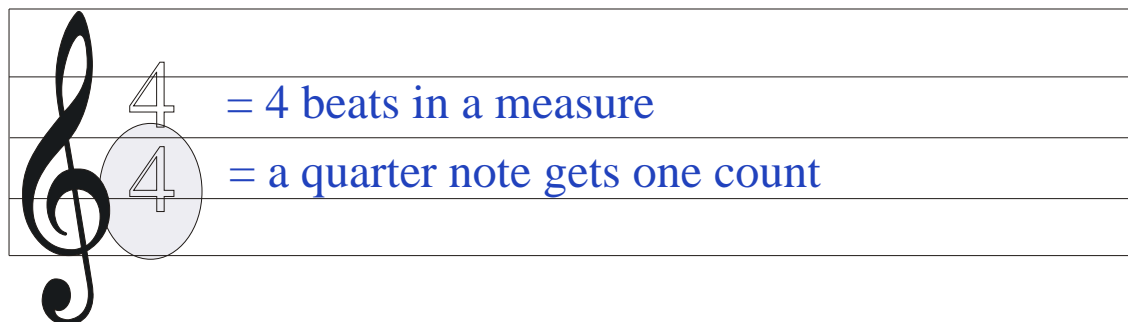
STAFF



= 4 beats in a measure  
(count is 1 2 3 4)

The second part (below) tells us what kind of note gets one beat.

STAFF



= 4 beats in a measure  
= a quarter note gets one count

## Example

4 = 4 beats in a measure  
4 = a quarter note equals one beat

2 = 2 beats in a measure  
4 = a quarter note equals one beat


3 = 3 beats in a measure  
8 = an eighth note equals one beat

9 = 9 beats in a measure  
8 = an eighth note equals one beat

# Rhythm Lessons


4 beats in a measure

A quarter note gets one count



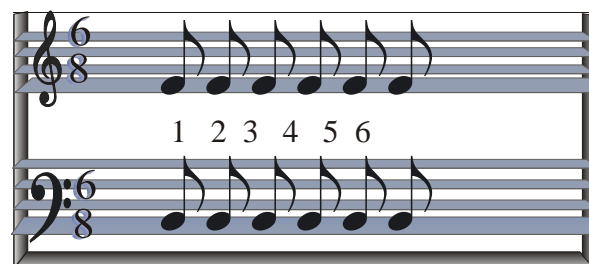
2 beats in a measure

A quarter note gets one count





6 beats in a measure

An eighth note gets one count



# Reading Notes

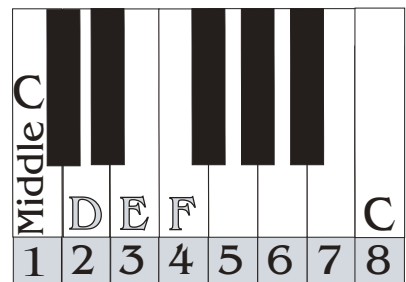


Right Hand

## Exercise

At the Piano

Find and play the F's on your piano.  
The F is marked #4 in the picture.





# Beginning Compositions

## Song on Whole Notes

1 2 3 4    1 2 3 4    1 2 3 4

1 2 3 4    1 2 3 4    1 2 3 4    1 2 3 4

1 2 3 4    1 2 3 4    1 2 3 4    1 2 3 4

1 2 3 4    1 2 3 4    1 2 3 4    1 2 3 4

1. This song is written in the TREBLE Cleff, which is played with the right hand.
2. It is important to play the piano with the correct fingers. In this exercise place the thumb on middle C, the two finger on D and the three finger on E.
3. All the notes are whole notes, and each are held for four beats.