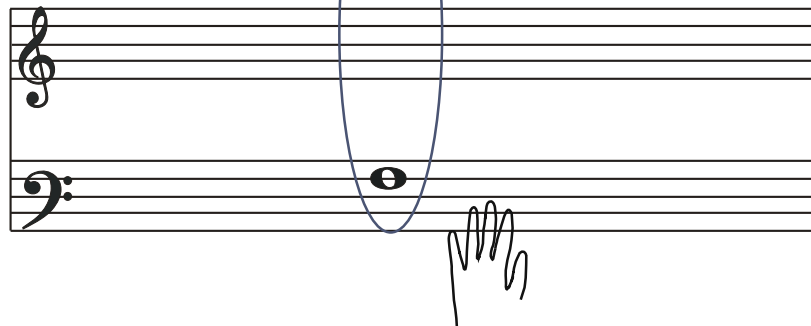

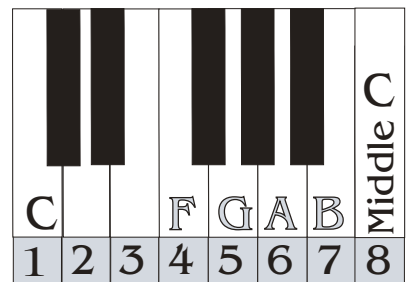


Reading Notes



Exercise

At the Piano
Find and play the F's on your piano.
The F is marked #4 in the picture.



Beginning Compositions

Practice Page for Happy and Easy

Practice each section at least 5 times.

Count Out Loud

Play with the correct fingers

1

Measure 1 Measure 2 Measure 3

1 2 3 4 1 2 3 4 1

2

Measure 3 Measure 4 Measure 5

1 2 3 4 1 2 3 4 1 2 3 4

3

Measure 6 Measure 7

1 2 3 4 1 2 3 4

4

Measure 8 Measure 9

1 2 3 4 1 2 3 4

5

Measure 9 Measure 10

1 2 3 4 1

6

Measure 13 Measure 14

1 2 3 4 1 2

Learning the correct practice techniques.
 You have practiced 1 measure plus the beginning of the next measure.
 Practicing the piano should be done very precise, playing the correct notes, keeping a steady rhythm and using the correct fingers.

Beginning Compositions

Happy and Easy

The musical score consists of four staves of music in 4/4 time, starting with a treble clef and a key signature of one flat (Bb). The notes and fingerings are as follows:

- Staff 1 (Measures 1-4):** Measure 1: G4 (1), A4 (2), B4 (3), C5 (4). Measure 2: D5 (5). Measure 3: C5 (4), B4 (3), A4 (2), G4 (1). Measure 4: F4 (1), G4 (2), A4 (3), B4 (4).
- Staff 2 (Measures 5-8):** Measure 5: C5 (5), B4 (4), A4 (3), G4 (2). Measure 6: F4 (1), G4 (2), A4 (3), B4 (4). Measure 7: C5 (5), B4 (4), A4 (3), G4 (2). Measure 8: F4 (1), G4 (2), A4 (3), B4 (4).
- Staff 3 (Measures 9-12):** Measure 9: C5 (5), B4 (4), A4 (3), G4 (2). Measure 10: F4 (1), G4 (2), A4 (3), B4 (4). Measure 11: C5 (5), B4 (4), A4 (3), G4 (2). Measure 12: F4 (1), G4 (2), A4 (3), B4 (4).
- Staff 4 (Measures 13):** Measure 13: C5 (5), B4 (4), A4 (3), G4 (2).

1. The numbers left of the staff represent the measure numbers.
2. The time signature is 4/4, which = 4 beats in a measure and a quarter note = 1 count.
3. Measures 7 and 9 have two notes in the right hand which are played together.