

Beginning Blues Class

Playing Boogie in the left hand

Memorize the left hand pattern and play in strict time. The left hand boogie beat will be used like a drum for your right hand to play improv.

Beginning Blues Class

Boogie Woogie with Blues

Left hand Boogie work up:

	C	F	G
	/ / / /	/ / / /	/ / / /
	1 2 3 4	1 2 3 4	1 2 3 4
Left hand	G A B ^b A	C D E ^b D	D E F E
	C C C C	F F F F	G G G G

12 Bar Blues in Boogie

Right hand	G	G	G	G
	E	E	E	E
	C	C	C	C
	/ / / /	/ / / /	/ / / /	/ / / /
	1 2 3 4	1 2 3 4	1 2 3 4	1 2 3 4
Left hand	G A B ^b A			
Play boogie	C C C C			

Right hand	A	A	G	G
	F	F	E	E
	C	C	C	C
	/ / / /	/ / / /	/ / / /	/ / / /
	1 2 3 4	1 2 3 4	1 2 3 4	1 2 3 4
Left hand	C D E ^b D		G A B ^b A	
Play Boogie	F F F F		C C C C	

Right hand	G	A	G	G
	D	F	E	E
	B	C	C	C
	/ / / /	/ / / /	/ / / /	/ / / /
	1 2 3 4	1 2 3 4	1 2 3 4	1 2 3 4
Left hand	D E F E	C D E ^b D	G A B ^b A	
Play Boogie	G G G G	F F F F	C C C C	

Beginning Blues Class

I have given you an example of the boogie in C, in the Finale Notepad.

Take the following sheet music of the 12 bar blues in different keys and add the left hand boogie.

This will be an excellent practice for you.

12 Bar Blues in C

C C C C


5 F F C C

9 G F C C

12 Bar Blues in F


Write in the left hand boogie

F F F F




B \flat B \flat F F

5



C B \flat F F


9



12 Bar Blues in Bb


Write in the left hand boogie

B \flat B \flat B \flat B \flat




E \flat E \flat B \flat B \flat

5



F E \flat B \flat B \flat

9



12 Bar Blues in A

Write in the left hand boogie

A A A A

5 5 5 5

D D A A

9 9 9 9

E D A A